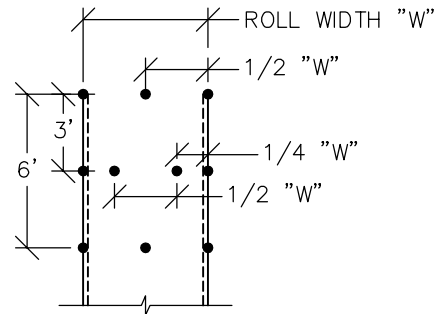
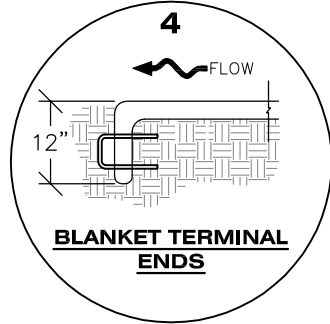
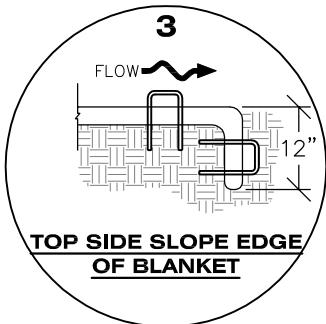
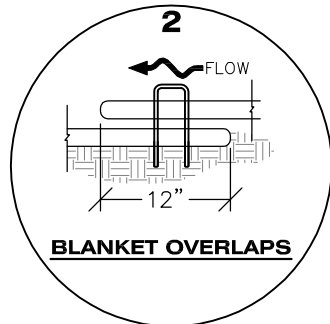
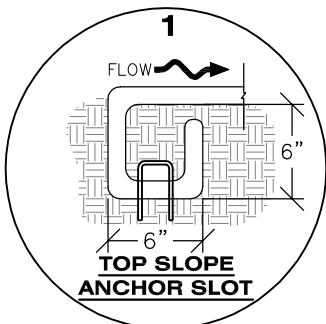
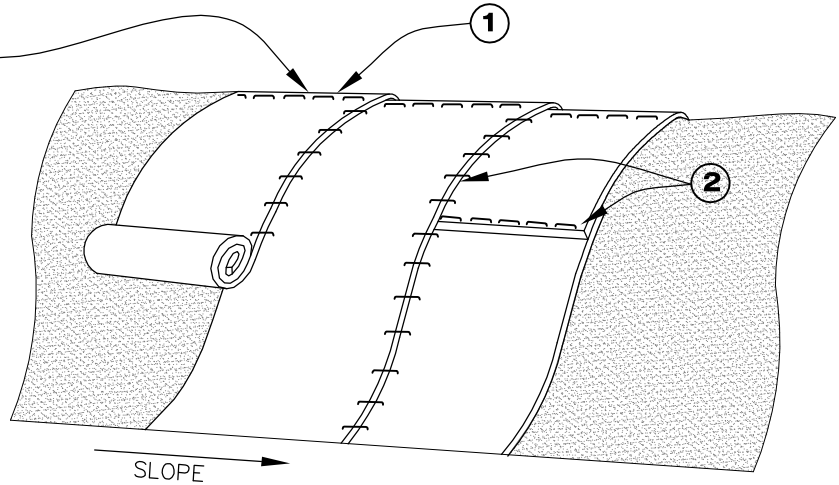


START EROSION BLANKET AT THE TOP OF SLOPE AND EXTEND PAST THE TOE OF SLOPE. BLANKET SHALL BE PLACED PERPENDICULAR TO THE TOP AND BOTTOM OF THE SLOPE. COMPLETE SUBSEQUENT ROWS IN THE SAME MANNER, OVERLAPPING THE BLANKETS A MINIMUM OF 1.0'.

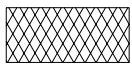


**STAPLE PATTERN**

**NOTE:** STAPLES SHALL BE INSTALLED PER MANUFACTURERS RECOMMENDATION. IF MANUFACTURER INFO IS NOT AVAILABLE THEN ABOVE STAPLE PATTERN SHALL BE USED. WOODEN STAKES SHALL NOT BE USED FOR EROSION CONTROL BLANKET ON SLOPES.

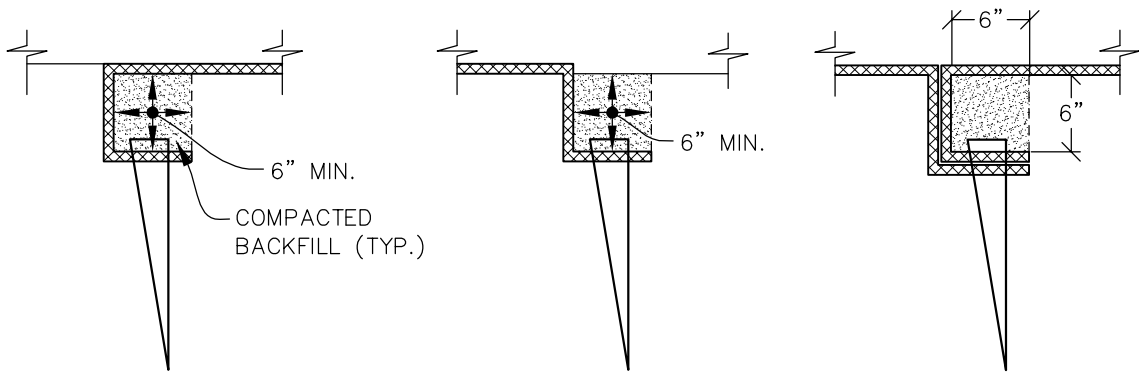
**NOTE:**

WHEN NECESSARY, ALL SEEDING SHALL BE COMPLETED PRIOR TO THE PLACEMENT OF EROSION CONTROL BLANKETS. PLEASE SEE DETAIL SMC FOR SEEDING, MULCHING, AND CRIMPING REQUIREMENTS.



ECB

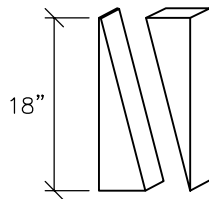
**EROSION CONTROL BLANKET (SLOPE)**



**TOE OF SLOPE ANCHOR TRENCH**

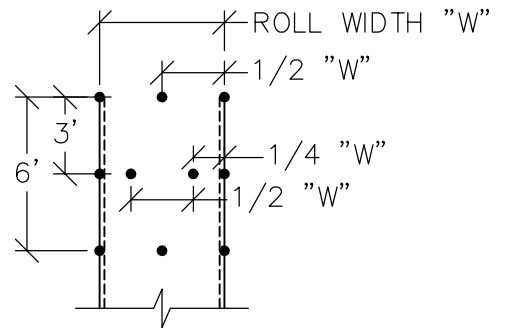
**TOP OF SLOPE ANCHOR TRENCH**

**JOINT ANCHOR TRENCH USED TO JOIN BLANKETS TOGETHER (LONGITUDINAL)**



SAW 2" x 4" LUMBER ON DIAGONAL

**WOOD STAKE DETAIL**  
ALTERNATIVE WOOD STAKE PRODUCTS MAY BE USED WITH APPROVAL FROM THE TOWN.



**STAKING PATTERN**

**NOTE:** STAKES SHALL BE INSTALLED PER MANUFACTURERS RECOMMENDATION. IF MANUFACTURER INFO IS NOT AVAILABLE THEN ABOVE STAKING PATTERN SHALL BE USED. STAPLES SHALL NOT BE USED FOR EROSION CONTROL BLANKET IN CHANNELS.

**NOTES:**

1. WOOD STAKES SHALL BE INSTALLED SUCH THAT ONLY 1" IS EXPOSED ABOVE THE GROUND.
2. WHEN NECESSARY, ALL SEEDING SHALL BE COMPLETED PRIOR TO THE PLACEMENT OF EROSION CONTROL BLANKETS. PLEASE SEE DETAIL SMC FOR SEEDING, MULCHING, AND CRIMPING REQUIREMENTS.



ECB

**EROSION CONTROL BLANKET (CHANNEL)**

EROSION CONTROL BLANKET INSTALLATION NOTES

1. SEE THE PLAN VIEW FOR THE LOCATION(S) OF THE EROSION CONTROL BLANKETS.
2. EROSION CONTROL BLANKETS USED FOR CHANNEL PROTECTION SHALL BE PROPERLY SELECTED BY THE DESIGN ENGINEER BASED ON CURRENT AND FUTURE FLOW RATES WITHIN THE CHANNEL. BASED ON THESE CALCULATIONS, TURF REINFORCEMENT MATTING OR RIPRAP MAY BE NECESSARY IN LIEU OF EROSION CONTROL BLANKETS.
3. IMMEDIATELY PRIOR TO BLANKET INSTALLATION, SOIL SURFACE SHALL BE SMOOTH. AND FREE OF ANY GAPS, VOIDS, WEEDS, ROCKS, STICKS, OR OTHER MISCELLANEOUS DEBRIS.
4. EROSION CONTROL BLANKET SHALL THEN BE INSTALLED ACCORDING TO THE DETAILED DRAWINGS.
5. ANY DAMAGED OR REMAINING STAPLES OR STAKES SHALL BE REMOVED FROM THE SITE.
6. ALL EROSION CONTROL BLANKETS FOR SLOPE PROTECTION INSTALLED IN THE TOWN SHALL BE DOUBLE NET, STRAW OR EXCELSIOR.

MANUFACTURER	PRODUCT NAME
NORTH AMERICAN GREEN	S150
APPROVED EQUAL	APPROVED EQUAL

7. IN MOST CASES, EROSION CONTROL BLANKETS FOR SLOPE PROTECTION ARE TO REMAIN IN PLACE PERMANENTLY.

EROSION CONTROL BLANKET MAINTENANCE NOTES

1. THE EROSION CONTROL SUPERVISOR SHALL REGULARLY INSPECT THE EROSION CONTROL BLANKETS AND MAKE ANY NECESSARY REPAIRS.